

Collection **LUX**

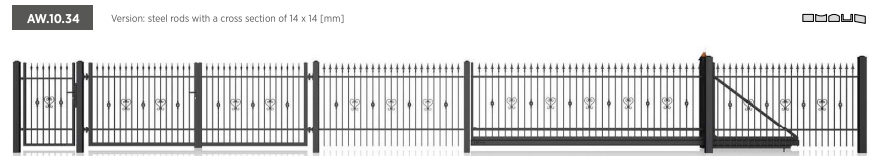



GUARANTEE


- 18 fence models
- LUX system infills are made of **steel rods with a cross section of 14 x 14 [mm]**
- Corrosion protection: **hot-dip galvanized** or **hot-dip galvanized + RAL Standard**



LUX COLLECTION



TOP EDGE OPTIONS

-  flat top edge
-  concave top edge
-  convex top edge
-  available in a skewed version
-  gating available

LUX COLLECTION

AW.10.48 Version: steel rods with a cross section of 14 x 14 [mm]



AW.10.51 Version: steel rods with a cross section of 14 x 14 [mm]



AW.10.52 Version: steel rods with a cross section of 14 x 14 [mm]



TOP EDGE OPTIONS



AW.10.53 Version: steel rods with a cross section of 14 x 14 [mm]




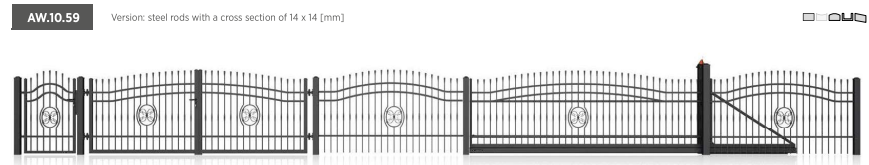
AW.10.54 Version: steel rods with a cross section of 14 x 14 [mm]



AW.10.56 Version: steel rods with a cross section of 14 x 14 [mm]



LUX COLLECTION



TOP EDGE OPTIONS

flat top edge

concave top edge

convex top edge

available in a skewed version

falling available