



Folding High-Speed Door

PR15

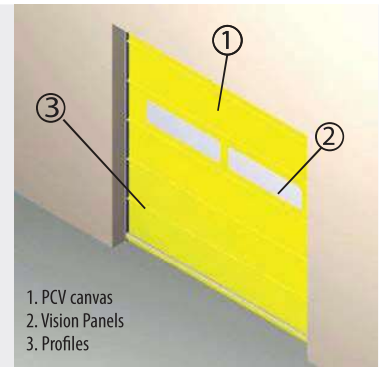
Motorized PVC Canvas High-Speed for Indoor and Outdoor Use.

TECHNICAL DESCRIPTION

Inkema's Folding High-Speed Door is the fast acting door model for intensive use. It's a door that can be installed either indoor or outdoor, and can be used in almost all industrial sectors. The door is composed by a PVC canvas and a steel frame that has a motor operated by a control panel.

Another important feature of this door is that, as a result of its **system of transverse reinforcements**, it provides optimum resistance in outdoor spaces. The **PR15** is easy to repair and quick to assemble as this high-speed door is delivered pre-installed.

The folding high-speed door is fitted with a **curtain of safety photocells** for closing, and a **safety photocell** for opening as standard.



1. PVC canvas
2. Vision Panels
3. Profiles

- ✓ **LARGE DIMENSIONS DOORS:**
Suitable for outdoor installations, often requiring large dimensions doors with high mechanic resistance.
- ✓ **MAXIMUM SAFETY ABOVE ALL:**
It allows for two safety systems: a photocell curtain (optional) and a safety photocell (standard).
- ✓ **FAST INSTALLATION AND EASY REPAIRS:**
The door is delivered pre-installed. Low maintenance.
- ✓ **MULTIFUNCTIONAL DOOR:**
Suitable for premises in any industrial sector: food & beverages, logistic, automobile, pharma,...

NEW REINFORCEMENT

The strong double-fabric strap guarantees maximum reliability, durability and safety. The door is driven by rolling the straps to allow the canvas to be folded.

Main advantages:

- More durability: door's useful life is extended.
- More lightness: Lighter set with the same resistance performance.



Detail of reinforcement and double strap.

TECHNICAL DATA

- Use: Outdoor / Indoor
- Structure: Painted steel
- Maximum size: 8000 x 6000m.
- Colours (canvas/frame) 10 colours available (white, cream, yellow, orange, red, light blue, dark blue, green, grey and black).
- Canvas material: High strength PVC (900g/m²)
- Maximum speed: Opening: (~1,0m/s)
Closing: (~1,0m/s)
- Safety: Safety light curtain (standard)
Safety photocell (standard)
- Compliance: EN13241-1



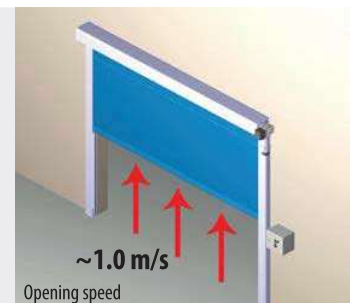
Door's rear view showing the vertical belts connected to the ribs.

FAST, EASY AND SILENT OPERATION


This robust and reliable high-speed door thanks to **Inkema's folding system**, is specially conceived for outdoor intensive use.

It eases a **fluid traffic** thanks to its fast opening and closing, with the resulting energetic saving and bigger efficiency.

Optimal resistance in outdoor spaces thanks to the transversal reinforcement system. The door is easy to repair and to install, as it is pre-installed delivered.



High-Speed Doors



High-Speed Doors

OPERATION

The door operates by the combination of a geared motor up to **2.2kW**, and an **electric control panel**.

In the event of blackout, it is possible to declutch the motor and use the handle to open or to close the door.. The motorization uses a **three-phase** supply voltage at **230V / 400V**.

Its **control panel** is composed by protection and power components, as well as a frequency inverter, and it has up & down buttons, as well as emergency stop button and a switch.



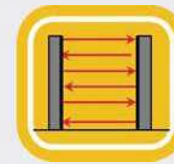
Motor PR15

Control panel

SAFETY SYSTEMS

The **PR15** includes two safety systems as standard: a **safety light curtain** for lowering and a safety photocell for raising the door.

The **safety photocell** for raising the door is designed to prevent any person or item that may get caught on the strap from being dragged. The lowering **safety light curtain** allows the door to open automatically unless it comes into contact with any obstacle.



Light curtain



Safety photocell



10 Colours choice



High-speed door for automobile sector



Large dimensions folding door

SERVICES

In addition to the standard technical specifications of the high-speed doors, other options are also available*:

Features	Standard	Optional
Light curtain	●	
Frequency shifter		○
Uninterruptible Power Supply (UPS)		○
Galvanised or stainless steel frame		○
Safety photocell	●	
Motor cover		○
Front motor		○
A row of small windows	●	
Second row of small windows		○
Additional push button panel		○
Intermediate stop		○

Standard feature ●
Optional feature ○

COLOUR RANGE

The available colours for the canvas are: white, cream, yellow, orange, red, light blue, dark blue, grey and black.

CANVAS:



The **high-speed folding door (PR15)** has been designed and manufactured in accordance with the following European directives and standards:

UNE -EN 12453 and UNE-EN 13241

**For other options, consult Customer Service.*

www.inkema.com

C/ Galileo, 2 – Naves 4 - 12 – Apartado de correos 132 – 08150 Paret del Vallés – Barcelona – (Spain)
For further information please contact us by phone +34 93 544 47 08 or by email: export@inkema.com